

# Inner dimension diagram InstructorHousing (for singles)

Entrance door  
W85cm×H187cm

Space on the shoe box  
W30cm×D37cm

Laundry pan  
W58cm×D58cm



Bathroom ventilation fan  
W30cm×D30cm

Bathtub(No Bathtub cover)  
W98cm×D53cm

Built-in IH stove  
(rental)  
two burners, No grill room

Refrigerator space  
W53cm×D54cm

Air conditioner(rental)  
For 10 tatami mats

Hanger rail  
W200cm(H176cm)

Bed(rental)  
W100cm×D198cm

Curtain(rental)



## Usage Guide

- ⊖ : Outlet × 2
- ⊖<sub>AC</sub> : Outlet(For air conditioner)
- IP : Intercom(Master unit)
- LAN : LAN terminal
- TV : TV terminal
- TEL : Telephone terminal
- CL : Ceiling light
- DL : Downlight

Balcony  
No Clothesline

## Attention

- ① There is a room that flips left and right.
- ② The dimensions are for reference only. There may be some errors depending on the room.



Ceiling height: About 215cm



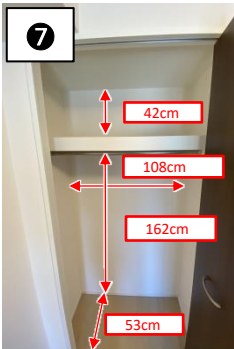
Ceiling height: About 215cm



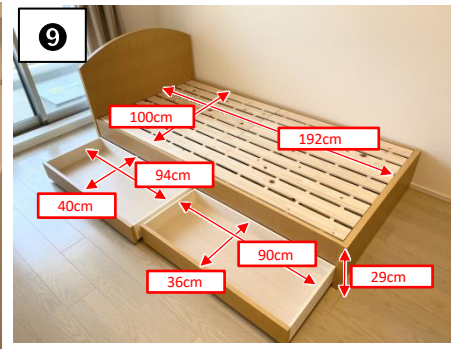
Ceiling height: About 200cm



Ceiling height: About 230cm



Ceiling height: About 235cm



※Internet environment is maintained in the school dormitory.(All residents need a contract)  
 ※The provider will be "My Agent". Please refer to HP for details.([https://cs-contact.jp/myagent\\_ne.jp](https://cs-contact.jp/myagent_ne.jp))  
 ※If you are currently contracted with another provider and want to continue using the same email address after moving,Check with your current provider to see if you can continue to use your email address.  
 (Some providers cannot continue to use it, so be sure to check in advance.)

